

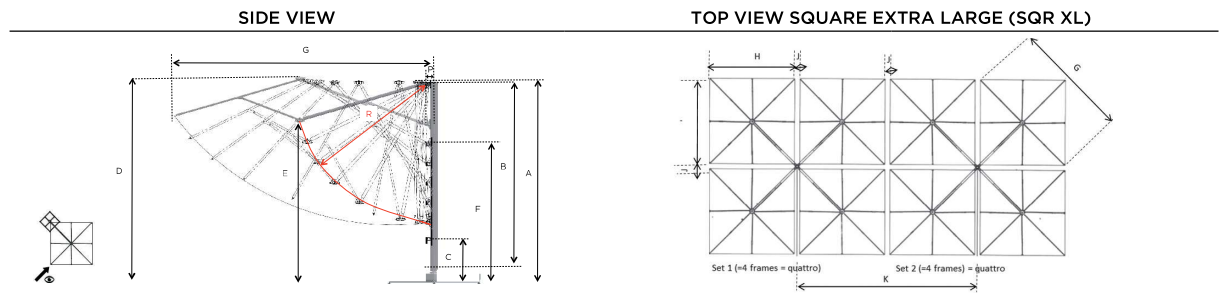
# II. Product sheets







## Umbrellas

### Types

#### Product sheet P6 / SQR-XL



FIXATION						
	Steelbase	Groundanchor	Floorplate	Wall		
						
	100x100				<i>only for UNO/DUO Not for RND/RND XL</i>	

Umbrella dimensions closed		Unit				
A	Closed height umbrella	cm	296	290	288	285
B	Pole height	cm	285	285	285	285
C	Closed height gliding wagon	cm	40	34	31	29
P	Pole width (length x width)	cm	10 x 10	10 x 10	10 x 10	10 x 10

Umbrella dimensions opened		Unit				
D	Opened height umbrella	cm	300	294	292	289
E	Running height	cm	225	220	218	215
F	Opened height gliding wagon	cm	197	191	189	191
G	Opened width diagonal	cm	425	425	425	425
R	Opening radius	cm	227,5	227,5	227,5	227,5
H	Opened width	cm	300	300	300	300
I	Opened width	cm	300	300	300	300
J	Width between 2 frames	cm	15	15	15	15
K	Center distance between 2 sets	cm	630	630	630	630

Massa / Packaging dimensions		Unit				
1 Frame		kg	22,2	22,2	22,2	22,2
		cm x cm x cm	250 x 26 x 21	250 x 26 x 21	250 x 26 x 21	250 x 26 x 21
1 Pole Multipole P6 2600 mm		kg	-	-	-	-
		cm x cm x cm	-	-	-	-
1 Pole Multipole P6 2850 mm		kg	15,2	15,2	15,2	15,2
		cm x cm x cm	295 x 12 x 12	295 x 12 x 12	295 x 12 x 12	295 x 12 x 12
1 Steelbase 90 x 90 cm + cover		kg	-	-	-	-
		cm x cm x cm	-	-	-	-
1 Steelbase 100 x 100 cm + cover		kg	44,0	-	-	-
		cm x cm x cm	107 x 107 x 25	-	-	-
1 Floorplate 70 x 70 cm		kg	-	-	39,2	-
		cm x cm x cm	-	-	72 x 72 x 2	-
1 Floorplate 70 x 50 cm		kg	-	-	31,4	-
		cm x cm x cm	-	-	72 x 52 x 2	-
1 Pole support for floorplate		kg	-	-	3,3	-
		cm x cm x cm	-	-	58 x 23 x 29	-
1 Adjustable Groundanchor		kg	-	7,3	-	-
		cm x cm x cm	-	60 x 22 x 28	-	-
1 Wall bracket (2 pieces)		kg	-	-	-	2,2
		cm x cm x cm	-	-	-	27 x 17 x 16