

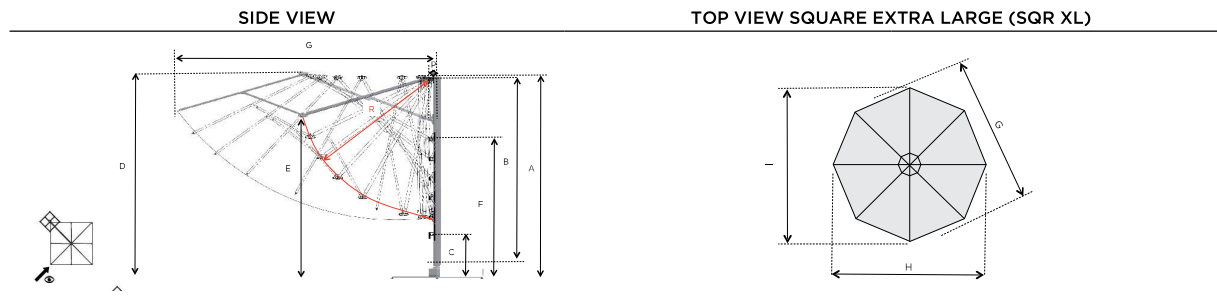
II. Product sheets







Umbrellas

Types

Product sheet P7 / RND



FIXATION						
	Steelbase	Groundanchor	Floorplate	Wall		
						
	90x90 / 100x100					

Umbrella dimensions closed		Unit				
A	Closed height umbrella	cm	277 / 271	277	-	285
B	Pole height	cm	260 / 260	272	-	285
C	Closed height gliding wagon	cm	58 / 52	58	-	65
P	Pole width (length x width)	cm	9,5 x 7,5	9,5 x 7,5	-	9,5 x 7,5

Umbrella dimensions opened		Unit				
D	Opened height umbrella	cm	281 / 275	282	-	290
E	Running height	cm	216 / 210	217	-	225
F	Opened height gliding wagon	cm	187 / 181	185	-	194
G	Opened width diagonal	cm	350 / 350	350	-	350
R	Opening radius	cm	187 / 187	187	-	187
H	Opened width	cm	350 / 350	350	-	250
I	Opened width	cm	350 / 350	350	-	250

Massa / Packaging dimensions		Unit				
1 Frame		kg	18,2	18,2	-	18,2
		cm x cm x cm	215 x 26 x 21	215 x 26 x 21	-	215 x 26 x 21
1 Pole Single pole P7 2600 mm		kg	13,3	-	-	13,3
		cm x cm x cm	266 x 12 x 12	-	-	266 x 12 x 12
1 Pole Single pole P7 2720 mm		kg	-	9,8	-	-
		cm x cm x cm	-	276 x 11 x 11	-	-
1 Steelbase 90 x 90 cm + cover		kg	19,0	-	-	-
		cm x cm x cm	95 x 95 x 25	-	-	-
1 Steelbase 100 x 100 cm + cover		kg	44,0	-	-	-
		cm x cm x cm	107 x 107 x 25	-	-	-
1 Floorplate 70 x 70 cm		kg	-	-	-	-
		cm x cm x cm	-	-	-	-
1 Floorplate 70 x 50 cm		kg	-	-	-	-
		cm x cm x cm	-	-	-	-
1 Pole support for floorplate		kg	-	-	-	-
		cm x cm x cm	-	-	-	-
1 Adjustable Groundanchor		kg	-	7,3	-	-
		cm x cm x cm	-	60 x 22 x 28	-	-